













LAA Stretch									
2007/08 outturn	Stretch	Stretch description	Q1	Q2	compared to target	2008/09 year-end target	predicted performance to target	Progress to date	Remedial Action
48.50	1	% primary schools achieving the new National Healthy Schools Status (NHSS)	58.40	64.20		69.00			
92.00	1	% children (age 7-14) taking up sporting opportunities (minimum of 2 hours per week on high quality PE and sport, both within and beyond the school curriculum)	92.00	96.00		87.00		An increase of 4% from previous year - an excellent achievement by Durham's School Sports Partnerships.	
95	2	Number of homelessness presentations amongst 16 and 17 year olds				235		Centrepoint comment: Data not available until end of October 2008.	
714	2	Achieve a reduction of 550 cases of homelessness achieved by housing advice case work by 2009				550		Centrepoint comment: Data not available until end of October 2008.	
374.90	3	Average number of points achieved at Key Stage 4	374.90	402.10		345.00		Average point score has increased by 27.2 points from last academic year.	
32,500	4	Number of incapacity benefit claimants	32,970	30,200		31,800		Incapacity Benefit will cease to be issued to new claimants from end October 2008. It is not clear at this stage how this indicator will be measured in the future	
24,800	4	Number of incapacity benefit claimants (NRF)	25,030	22,900		24,100		Incapacity Benefit will cease to be issued to new claimants from end October 2008. It is not clear at this stage how this indicator will be measured in the future	
940	5	Number of new VAT registrations	940	940		1,030		The latest available data for this indicator is for 2006	
200,000	6	Number with NVQ Level 2 or equivalent	200,000	200,000		202,000			
	6	Number with NVQ Level 2 or equivalent (NRF)				123,700			
5,413	7	Number of 4 week smoking quitters who attended NHS Smoking Cessation services				4,459		PCT comment: in development	
31,336	8	Older people in receipt of Council Tax Benefit	31,375	31,960		37,367		Reports have been shared with LAA Partnership in relation to issues associated with the achievement of this LAA Stretch target.	All eight local authorities in the County are involved in a research project with the Department for Work and Pensions (DWP) aimed at increasing the number of older people in receipt of Council Tax Benefit. The project is called Odyssey Live Verification Exercise(OLIVE). The involvement of the County Durham authorities is as a result of negotiation on the part of the DCC Welfare Rights Team. Each local authority has been given a sample of 600 Older People with a potential entitlement to Council Tax Benefit. The people will be contacted by telephone, letter or personal visit to determine their eligibility for Council Tax benefit. The project will run from October-December. The DWP will be producing evaluation of the research project in the new year.

LAA Stretch									
2007/08 outturn	Stretch	Stretch description	Q1	Q2	compared to target	2008/09 year-end target	predicted performance to target	Progress to date	Remedial Action
126.40	9	Adults and older people receiving direct payments at 31 March per 100,000 18+ population	139.40	145.60		150.00		This indicator measures the number of adult service users in receipt of Direct Payments per 100,000 population. At the end of the 2nd quarter, there were 576 people in receipt of Direct payments, which has resulted in a performance figure of 145.6 for this indicator. This is in excess of the quarter 2 target of 138 per 100,000 population. A significant amount of work has taken place within the Service to promote Direct Payments including a marketing campaign targetted at areas in the County and service user groups where take-up is comparatively low.	
	10	Number of secondary / deliberate fires		5,474		6,996		Fire Service Comment - performance on target and stretch target expected to be achieved 31/03/09	
1,129	11	Number of first time entrants to the Youth Justice System	194	367		952		Cumulative Figure - Qtr 1 = 194, Qtr 2 = 175 (provisional). Since the introduction of the Pre Reprimand Disposal (PRD) in May 2008, only one young person who has received a PRD has go on to re-offend.	
72.00	12	Proportion of residents reporting that their quality of life is affected by anti-social behaviour (including illegal drug use)				65.50			